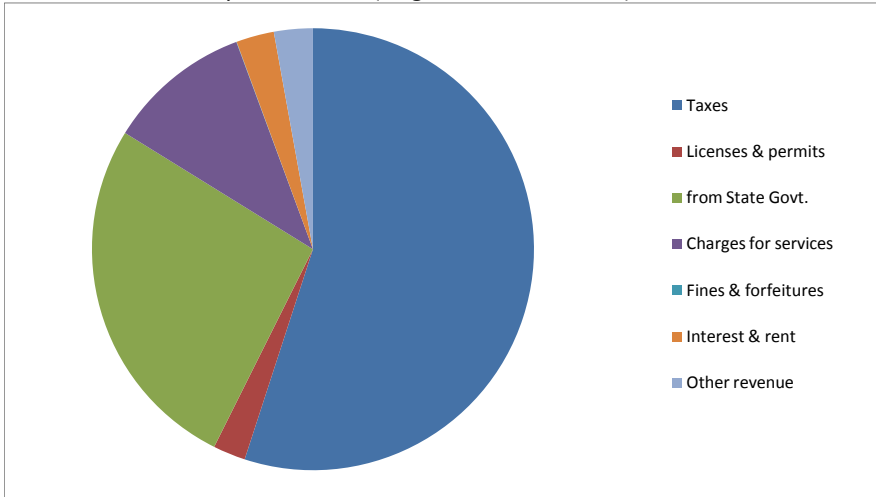


CITIZENS' GUIDE TO LOCAL UNIT FINANCES - Auburn - Bay

REVENUES

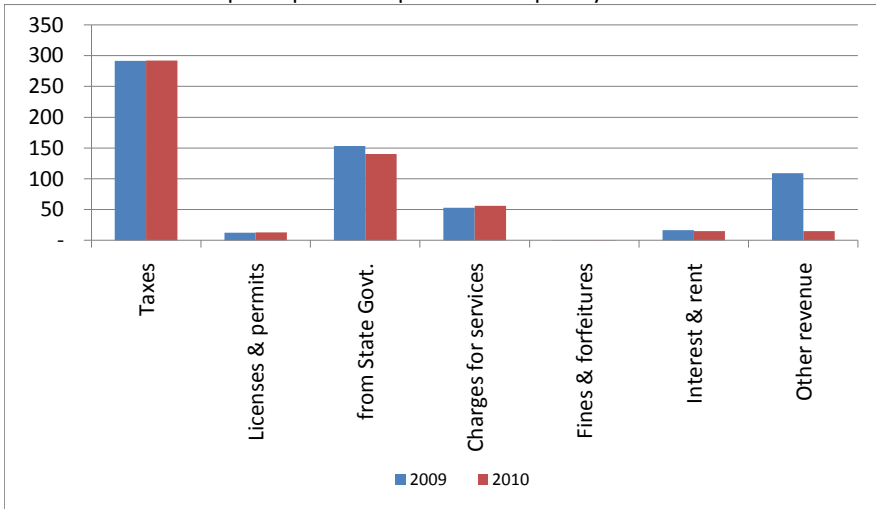
1. Where our money comes from (all governmental funds)



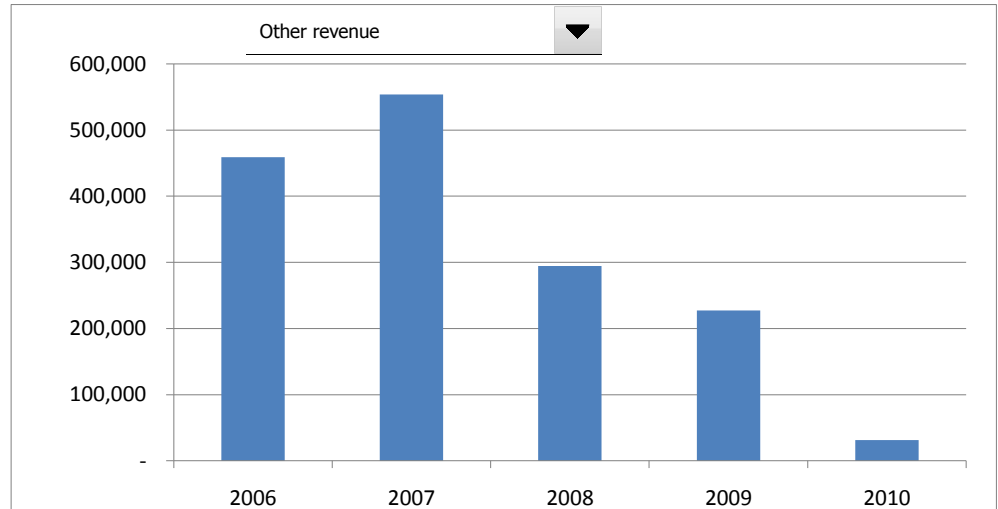
2. Compared to the prior year

	<u>2009</u>	<u>2010</u>	<u>% change</u>
Taxes	\$ 608,588	\$ 609,494	0%
Licenses & permits	25,474	26,308	3%
from State Govt.	319,752	292,989	-8%
Charges for services	110,632	116,856	6%
Fines & forfeitures	1,060	281	(1)
Interest & rent	34,193	30,714	(0)
Other revenue	227,037	31,466	-86%
Total	\$ 1,326,736	\$ 1,108,108	-16%

3. Revenue sources per capita - compared to the prior year



4. Historical trends of individual sources



Commentary: